

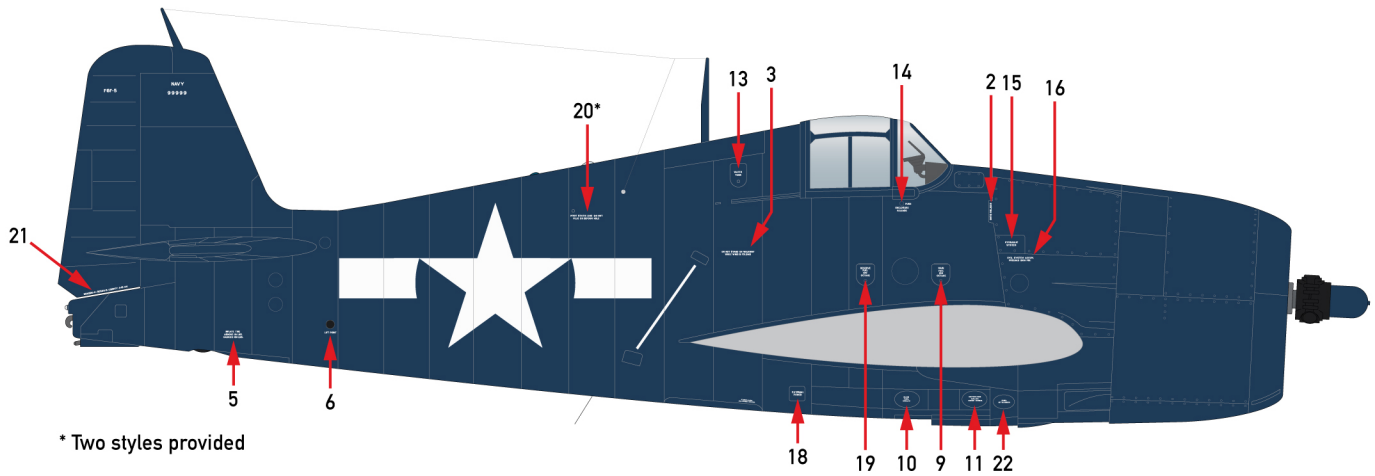
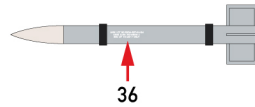
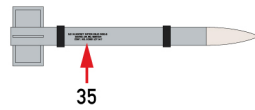
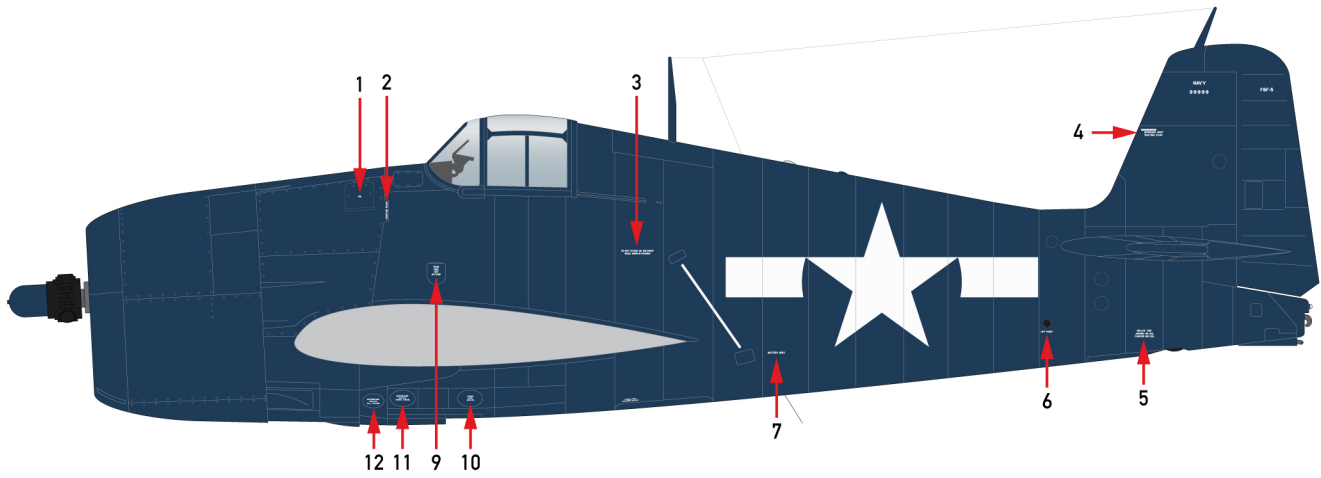
fündekals :)

www.fundekals.com

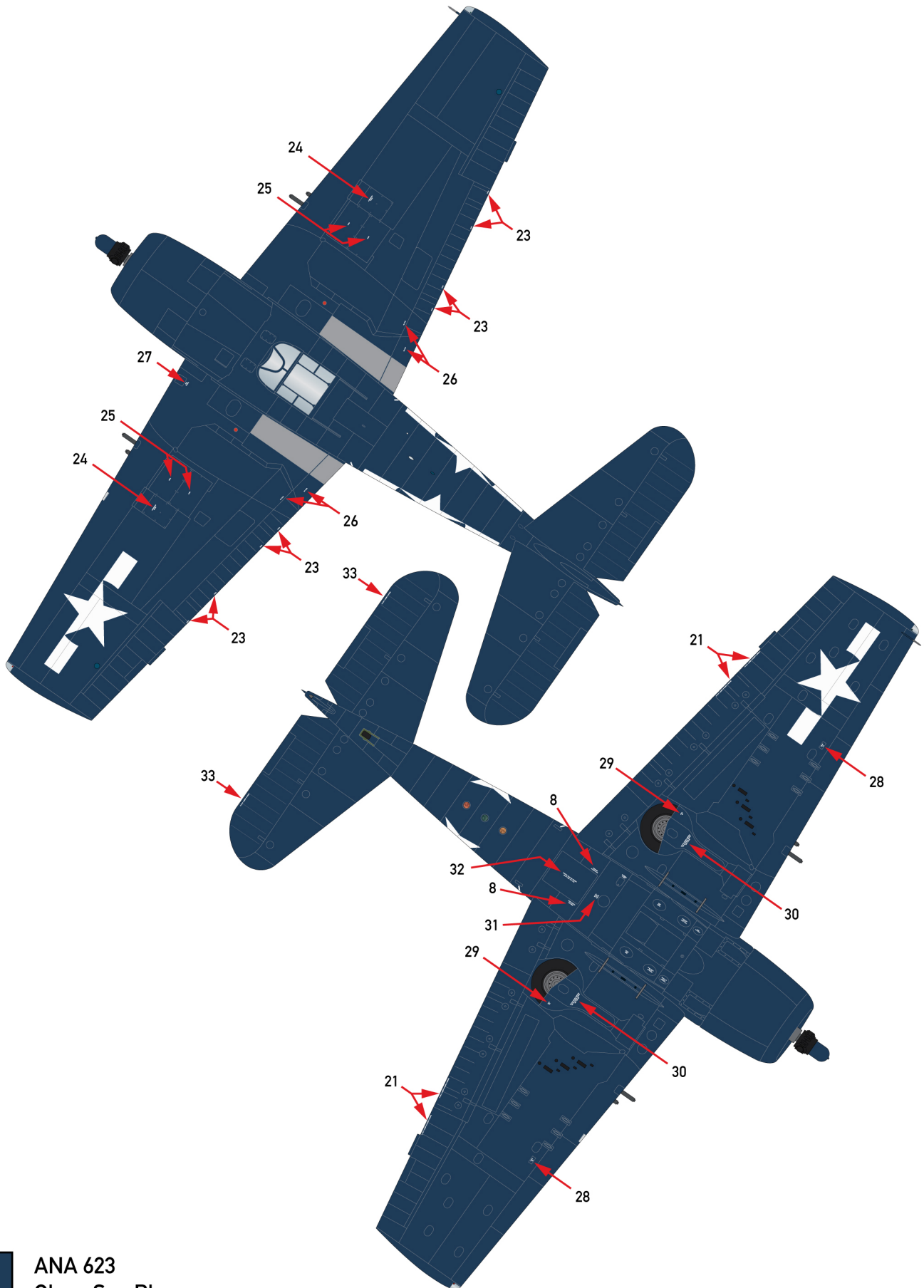
GRUMMAN F6F



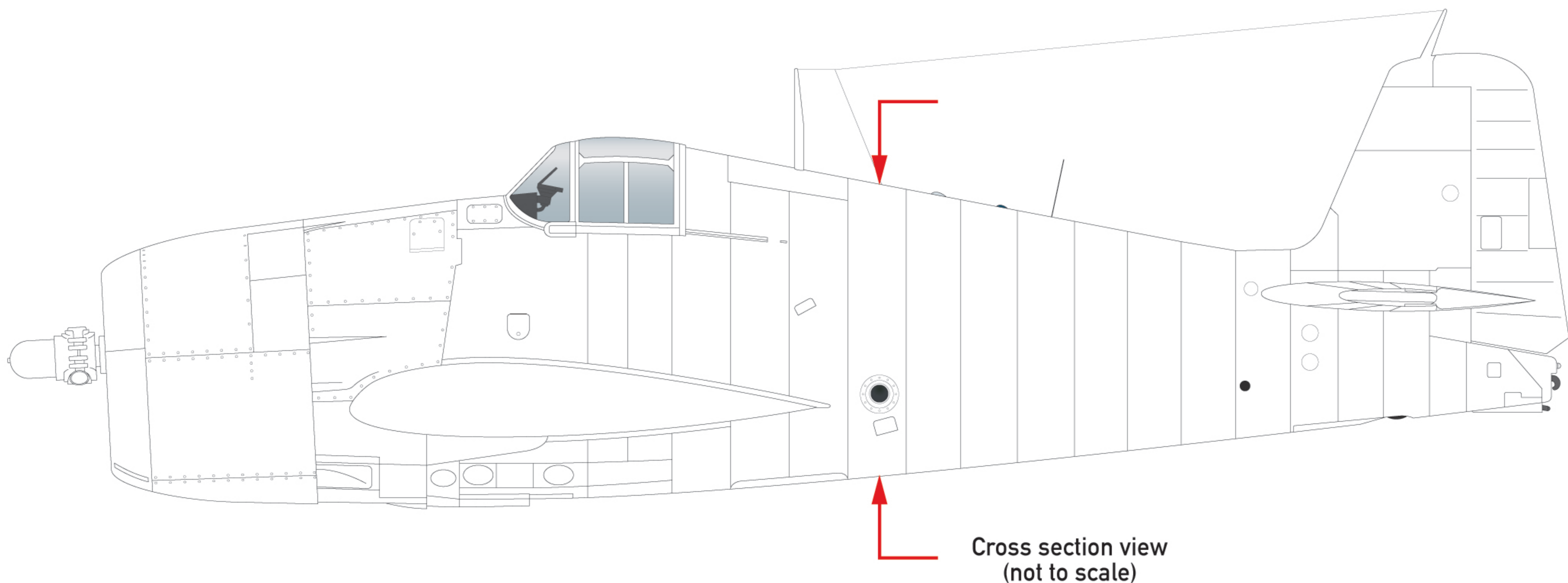
HELLCATS



* Two styles provided

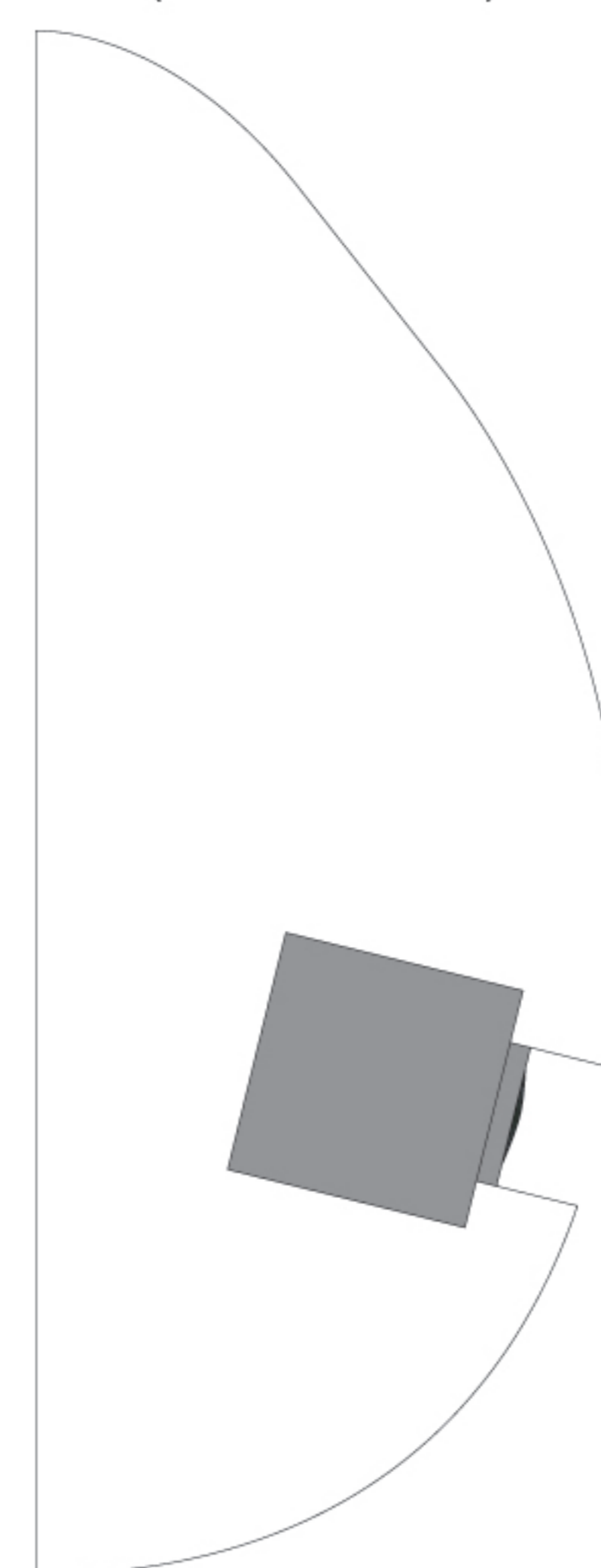


ANA 623
Gloss Sea Blue



Cross section view
(not to scale)

Our research on the F6F-5P ended up generating more questions than it answered. There has been almost nothing published on the -5P, and what there is is contradictory and incomplete. Pending further investigation, we believe that there were two types of camera mounts on -5Ps in the fleet during WWII. One type is as shown, and carried only an oblique camera mount aft of the wing on the left side. The other type, we believe, carried a vertical trimetrogon mount that could be used for photomapping duties. We believe our subject -5Ps carried only the oblique mount as shown.




Camera lens
diameter ~4.8 mm
in 1/24 scale



Fuselage skin
opening ~7.7 mm
in 1/24 scale


Reduce dimensions by
50% for 1/48 scale



A photo of the left hand oblique camera port on an F6F-5P. Note the relative position within the fuselage frame (it is slightly aft of the center of the frame). We advise creating the tunnel from styrene tube, and simulating the camera lens with a suitably sized headlight lens. Also note the skin doubler plate around the outside of the opening.



VF-15





Detail Note

Early F6F-5s had medium grey non-skid walkways.

Detail Note


Note that F6F pitot tube mounting arms were painted red at the factory.



ANA 623
Gloss Sea Blue




VF-83




Note

The black three-digit modexes on the vertical fin are supplied separately in case you choose to paint the geometric markings on your model. On the real aircraft these were masked with 2" tape, and quite a bit of overspray was noticeable even at a distance. We recommend using the same method and not being too precise with your paint application!




Detail Note

Early F6F-5s had medium grey non-skid walkways.



Detail Note

Note that F6F pitot tube mounting arms were painted red at the factory.




ANA 623
Gloss Sea Blue

ANA 614
Gloss Orange Yellow



VF-83





Note

The black three-digit modexes on the vertical fin are supplied separately in case you choose to paint the geometric markings on your model. On the real aircraft these were masked with 2" tape, and quite a bit of overspray was noticeable even at a distance. We recommend using the same method and not being too precise with your paint application!



Detail Note

Note that F6F pitot tube mounting arms were painted red at the factory.




ANA 623
Gloss Sea Blue

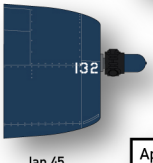



Photo: USN

"Jersey Bounce" taxis forward aboard the Essex in the spring of 1945. Points to note are the overspray around the geometric symbols (2" masking tape was used), the early white belly tank, and the characteristic F6F dusty grey-brown tetraethyl lead deposits. Her gear struts appear to be Gloss Sea Blue, with painted aluminum hubs. She has a fair bit of rash on her cowl leading edge and a little bit on the wing and stabilizer leading edges.



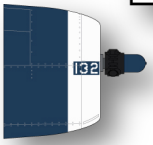
Tip of antenna post is white



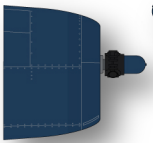
Jan 45

Detail Note

Appearance of the cowling of VF-84 F6F-5Ps through 1945.





Late Mar - mid-Apr 45



After mid-Apr 45

Detail Note


Note that F6F pitot tube mounting arms were painted red at the factory.




Detail Note

VF-84's F6F-5Ps had their HVAR stub launchers removed. A light colored area under each mounting point is visible in photos, and we have interpreted these as being zinc chromate primer, but we have no proof of this.

 ANA 623
Gloss Sea Blue

 ANA 614
Gloss Orange Yellow




VF-84's F6F-5Ps wait their turn aboard Bunker Hill in mid-1945. Our subject is partially off camera to the right, but many details are readily visible. Note the slight mismatch in the position of the number "1" in the side number, the lack of 5" HVAR stubs, and on the aircraft in the foreground, the photo sighting marks on the upper left wing. Also note the lack of paint chipping and the generally good appearance of the aircraft, with only some exhaust staining marring the glossy finish. By the time of this photo, the cowl numbers had been overpainted with fresh Gloss Sea Blue when the yellow, then white cowl ID markings were ordered removed.





132's sister ship is airborne over the fleet. Note her lack of a left side oblique camera mount and the associated upper wing sighting markings. We believe this type of F6F-5P had a lower fuselage trimetrogon mapping camera mount as some F6F-3Ps did, but we have not been able to find absolute proof of this. Note the high gloss finish and the general lack of weathering other than the brownish-grey (tetraethyl lead) exhaust staining.





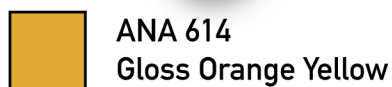
Detail Note

The yellow markings on VMF-351 aircraft appear quite dull. It's obvious the yellow was sprayed directly over the Gloss Sea Blue, which even with the opaque pigments in use during WWII, resulted in the obvious dulling of the yellow.



Detail Note

Note that F6F pitot tube mounting arms were painted red at the factory.







Four stills from some 8mm motion picture film of FF67 during mid-1945. Note that the yellow markings, especially visible in the photo at left, do not appear to be really bright, saturated yellow, but rather dull, as if the yellow paint allows the Gloss Sea Blue camouflage to show through somewhat. Also note that the wing stripes do not cover the leading edge of the flaps, meaning the stripes were applied with the flaps retracted.




Also note that the non-skid walkways on this aircraft appear to be very dark grey, unlike the earlier F6F-5s which had much lighter grey walkways. There is minimal exhaust staining, and the aircraft is overall very well kept. VMF-351 entered combat in mid-May 1945, so there was not time for its aircraft to get really grungy before the war ended.





Detail Note

Stencil decal #3 was masked around leaving a cutout in the side numbers.




Detail Note

Aerocraft Models in the UK has an F6F-5N conversion for the Airfix 1/24 kit available. In 1/48 both Eduard and Hasegawa have marketed their kits as -5Ns as well. Aerocraft's conversion can be found at:

<https://aerocraftmodels.bigcartel.com/product/hellcat-decal-night-fighter-conversion-for-no-13>


Detail Note

"Butch" is armed with six .50 cal machine guns (no 20 mm cannons), and the exposed muzzles have flash hiders fitted. She carries standard F6F exhausts without the fishtail glare hiders. Note the white drop tank with a vertical flange.



Detail Note

Note that F6F pitot tube mounting arms were painted red at the factory.



Detail Note

The majority of F6F-5Ns aboard the carriers in WWII were armed with the standard six .50 cal machine guns, and did not carry the inboard 20 mm cannons.



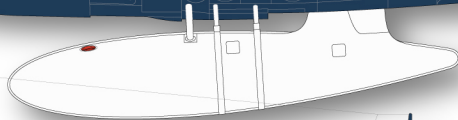

ANA 623
Gloss Sea Blue



A great shot of "Butch" being pushed forward after catching the barricade during mid-1945. Items to note are the 6x .50 cal armament (the 20 mm cannons were a rarity in the combat zone on F6F-5Ns), but note the conical flash hiders fitted to the exposed muzzles of the two inboard guns. Also note the lack of fishtail exhaust hiders - again the most commonly seen configuration on F6F-5Ns in the Pacific. She carries a white drop tank with the vertical flange. Her prop dome shows a bit of paint chipping, but aside from some dusty brownish grey lead deposits, she shows very little other weathering.






Photo: USN



Detail Note

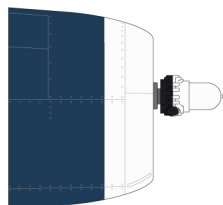


Note the slight downward tilt of the triangular ID markings on the vertical fin.



Detail Note

Note that F6F pitot tube mounting arms were painted red at the factory.



ANA 623
Gloss Sea Blue



Late Mar - mid-Apr 45

Detail Note

Note that F6F pitot tube mounting arms were painted red at the factory.



ANA 623
Gloss Sea Blue